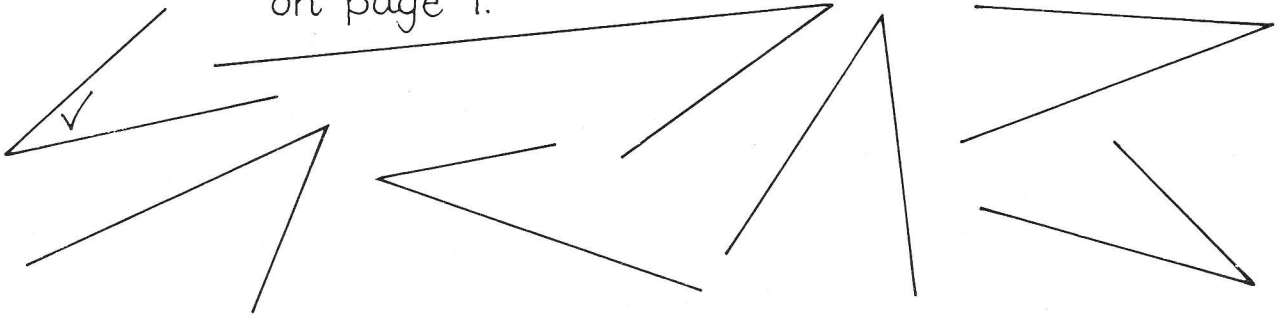


ROTAGRAM I • Worksheet

Name

Page 1


Tick the angles that equal the bottom angle on page 1.



Page 2

- $\hat{A} = \hat{G}$
- $\hat{B} =$
- $\hat{C} =$
- $\hat{D} =$
- $\hat{E} =$
- $\hat{F} =$
- $\hat{G} =$
- $\hat{H} =$
- $\hat{J} =$
- $\hat{K} =$
- $\hat{L} =$
- $\hat{M} =$

Page 3



Page 4

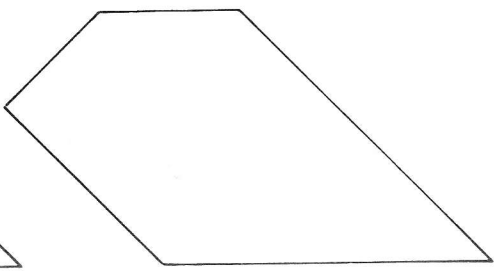
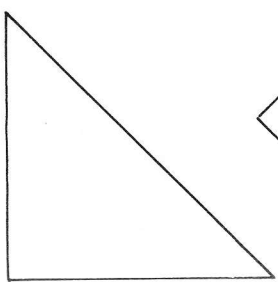
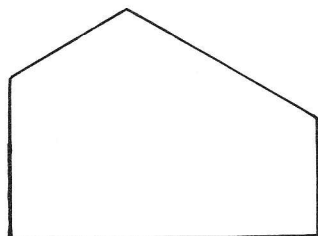
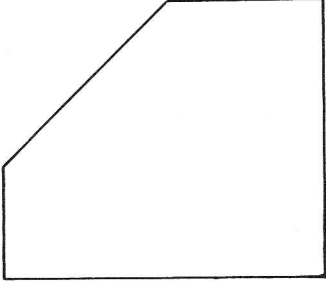
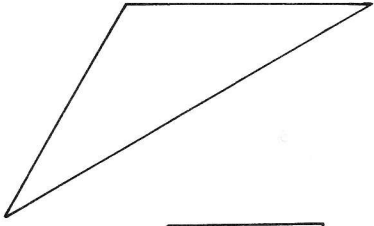
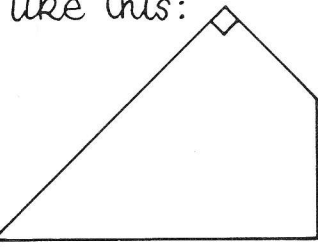
- ① = ⑦ = ⑨
- ③ = ○ = ○
- ④ = ○ = ○
- ⑤ = ○ = ○

Page 5

- $\hat{H} = \hat{I} = \dots = \dots$
- $\hat{A} = \dots = \dots = \dots$
- $\hat{Q} = \dots = \dots = \dots$
- $\hat{E} = \dots = \dots = \dots$

Page 6

Mark each right angle like this:



Page 7

(a) ③ = ○ = ○

② = ○

① = ○

(b) ② = ○ = ○ = ○

③ = ○

① = ○

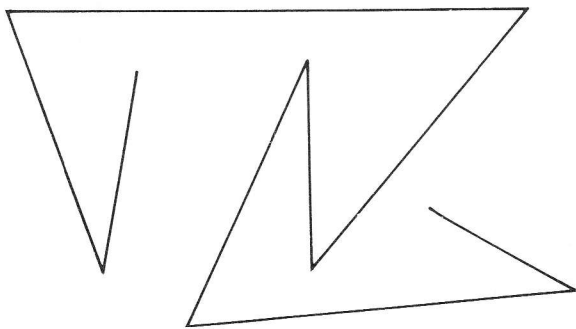
(c) ③ = ○ = ○ = ○

⑤ = ○ = ○

⑦ = ○

⑨ = ○

Page 8



Page 10

Names of the angle at H:

.....

.....

List of equal angles:

$\hat{HJL} = \dots\dots\dots$

$\dots\dots\dots = \dots\dots\dots$

$\hat{HLJ} = \dots\dots\dots = \dots\dots\dots$

Page 9

(a) ④ = ○ = ○

⑤ = ○ = ○

⑥ = ○

(b) ⑤ = ○ = ○

④ = ○ = ○

③ = ○

(c) ③ = ○ = ○

④ = ○

⑥ = ○